




WET RISER INLET
IS IN LYSANDER
HOUSE

NOTE:
THIS DRAWING IS INTENDED FOR
INCLUSION WITHIN THE PIB/ERP ONLY.
DUE TO LACK OF SCALING AND
INDICATIVE NATURE THIS DRAWING
SHOULD NOT BE ISSUED FOR DESIGN
OR CONSTRUCTION PURPOSE

MEASUREMENTS ARE APPROXIMATE

KEY:
 FIREFIGHTING LIFT
 WET RISER INLET
 DRY RISER SCHEMATIC



DRAWING No.	APPROVED BY
002	
DRAWN BY	CHECKED BY
N.B.L	MP

DESCRIPTION

SITE ADDRESS

VERTICAL SECTION SCHEMATIC

AMBROSE HOUSE, 3 UNION WAY, LONDON NW10 6FH

JOB NUMBER		DATE
N/A		19/06/24
SCALE	UNIT	REVISION
N.T.S	mm	INFORMATION ONLY