



HAVWOODS
INTERNATIONAL

UV OILED WOOD FLOORING

Maintenance Guide

Havwoods timber floors are designed to withstand the wear and tear of day-to-day life. Because wood is a natural material, it will react to the environment it is installed in – dry environments will cause a floor to lose moisture and humid environments will cause moisture to be gained. Using the correct cleaning products allows a wooden floor to adapt to its surroundings while still looking and performing as required.

N.B. Videos are available on the Havwoods.com website demonstrating floor maintenance.

PREVENTATIVE MAINTENANCE

Abrasive particles of dirt and grit trafficked on to a wooden floor can be very abrasive and seriously shorten the lifespan of any treatment. The floor's surface will quickly become dull due to scratches and the wood may be affected by the ingress of moisture and stains. Matting placed at external entrances is essential in prolonging the appearance and life of the floor, whilst reducing the frequency of refurbishment. It is important that matting is of a type which can remove grit and absorb moisture.

Matting should be large enough to allow two steps across it but, as a general recommendation, the mat should be as large as practical and be regularly cleaned.

It is also very important to ensure that the floor is protected from moveable furniture, such as tables and chairs, and a simple solution to this is to protect the floor by applying felt furniture feet to underside of the furniture legs. Regularly check and clean the felt feet to avoid / reduce embedded grit or particles from scratching the wood surface.

LOOKING AFTER YOUR FLOOR

An effective maintenance programme will keep the floor clean and looking as good as possible. The following information is designed to provide a starting point for such a programme and is appropriate for both commercial and domestic floors. However, all floors are unique and will require individual assessment because the factors affecting them will vary. Changes in traffic levels and seasonal changes will also need to be taken into consideration, for example, additional matting may be required during periods of snow or heavy rain. The frequency of any maintenance should reflect the use of the floor and should be altered accordingly.

Havwoods timber floors treated with a UV Oiled factory finish celebrate the texture and character of a natural wood floor by impregnating the surface of the timber with natural oils and waxes to nourish and protect the flooring. Every piece of timber is subtly different in its density and structure and it will adapt to the environment into which it has been installed after installation. This can lead to some areas of the flooring becoming microporous and it can sometimes be necessary to give UV Oiled floors a light maintenance treatment with Liquid Wax Care once the protection has been removed and before final handover. This treatment also allows for any minor scratches and the finish to be rejuvenated as part of a regular maintenance regime.

In heavy usage areas, WOCA Maintenance Gel can be used as a more intensive maintenance regime to add protection to UV oiled floors.

For floors with a white finish, white pigmented variants of the Liquid Wax Care and WOCA Maintenance Gel should be used.

We also include felt pads to avoid damage from moving of furniture.

Havwoods International, Carnforth Business Park, Oakwood Way, Carnforth, Lancashire, LA5 9FD

Tel: +44 (0)1524 737 000

Fax: +44 (0)1524 737 001

Email: info@havwoods.com

www.havwoods.com

How

Regularly vacuum the floor to remove dust, lint and animal hair.

The correct dilution of Marldon Cleancare solution can be used with the Marldon Spray Mop to remove everyday dirt quickly and efficiently and maintain the condition of the surface finish.

Marldon Liquid Wax Care MXC700 (use MC705 Liquid Wax Care White Transparent for white-finished floors) can then be used periodically to clean the floor of grease and other stubborn stains and to replenish oils and waxes in the floor surface. This should be applied with a fresh microfibre mop head at a coverage of 10-15ml per m².

To add additional protection in high usage areas, the floor should be treated with WOCA Maintenance Gel (use White Gel for white-finished floors). Consumption is generally 20-30m² per 200ml tube. This can be applied manually with a 3M Doodlebug-type applicator or mechanically with a single-disc rotary cleaning machine fitted with a white pad and oiling cloth – Havwoods recommend the Floormac Oscillating Polisher.

N.B. Spillages on wooden floors should always be removed in a timely manner.

When




Daily – Vacuum as necessary, dependent on usage.

Weekly (more regularly in commercial) – Damp mop with diluted Marldon Cleancare Concentrate MXC710 using Spray Mop. Wash mop head after use.

Monthly to Bi-Annually (or as required) – Use Marldon Liquid Wax Care to remove stubborn stains and replenish the flooring finish.

Optionally, for Additional Protection or for Intensive Maintenance – Apply Woca Maintenance Paste as per above instructions.

Kit Contents

| | |
|--|--|
| <p>105067, Protective felt pads</p>  | <p>To be applied to the bottom of furniture to protect the floor surface from scratches etc.</p> |
| <p><u>Residential:</u> 950112, Marldon spray mop + 950016 Spare Mop Head <u>Commercial:</u> 950104 Hygen Pulse Mop</p>  | <p>The Wood Floor Spray Mop enables you to clean and maintain your wood floor in a sweep. Ergonomic and simple to use. The Spray Mop is quick to assemble and refill with the specially developed cleaner cartridge. Forget filling up a bucket and adding concentrate - just spray and clean! Includes Marldon Multiclean Solution</p> <p>KEY BENEFITS</p> <ul style="list-style-type: none"> • Specially developed for wooden floors • Ergonomic design • Machine washable mop heads |
| <p>950059, Marldon Cleancare Concentrate</p>  | <p>A water additive for cleaning and care of oiled and waxed floors, non-streaky. <i>Coverage: 2 Caps per 5L of water.</i></p> |

Havwoods International, Carnforth Business Park, Oakwood Way, Carnforth, Lancashire, LA5 9FD

Tel: +44 (0)1524 737 000

Fax: +44 (0)1524 737 001

Email: info@havwoods.com

www.havwoods.com

950022, Bona wood floor refresher



For periodic maintenance and general maintenance of oiled or waxed floors. Quick and economical. Removes heavy stains and marks.
Coverage: approx. 100m² per litre.
Drying time: 20-40 minutes

950082/950083, WOCA Maintenance Gel Natural/White



Maintenance Paste natural/white is designed for refreshing and regularly maintaining UV Oiled floors. Produces a hard-wearing surface. It can be applied manually or by machine.
Coverage: 50-80m² per litre, c.15m² per 200ml tube.

The Life Cycle of the Floor

Periodically it will be necessary to re-finish previously UV Oiled floors. Depending on the surface condition, the degree of sanding required will vary and, in some circumstances, the floor will have to be sanded back to bare wood prior to application of oils or hard-wax oils to regenerate a comparable finish to that applied to the product during manufacture.

Further product information and technical support is available from Havwoods International.

Havwoods International, Carnforth Business Park, Oakwood Way, Carnforth, Lancashire, LA5 9FD

Tel: +44 (0)1524 737 000

Fax: +44 (0)1524 737 001

Email: info@havwoods.com

www.havwoods.com